

# The National Industrial Transportation League Spring Policy Forum

April 3, 2006

**Tim Lynch**  
**Senior Vice President**

Good stuff.



American Trucking Associations



# Industry Facts

- Represents roughly 5% of the nation's gross domestic product (GDP)
- \$671.2 billion industry, hauling 9.8 billion tons of freight annually
- 8.6 million people throughout the economy employed in trucking jobs
- 3.28 million truck drivers, including local & over-the-road
- The industry includes more than 500,000 interstate carriers (all types)

Good stuff.



American Trucking Associations



# Industry Facts

- The industry is comprised of for-hire as well as private carriers (e.g., manufacturers & retailers that own their own fleets)
- Operates 1.8 million tractor trailers and 6.2 million total heavy duty commercial trucks
- Class 8 trucks log 117 billion miles annually
- Exclusively serves over 80% of communities in the U.S.

Good stuff.

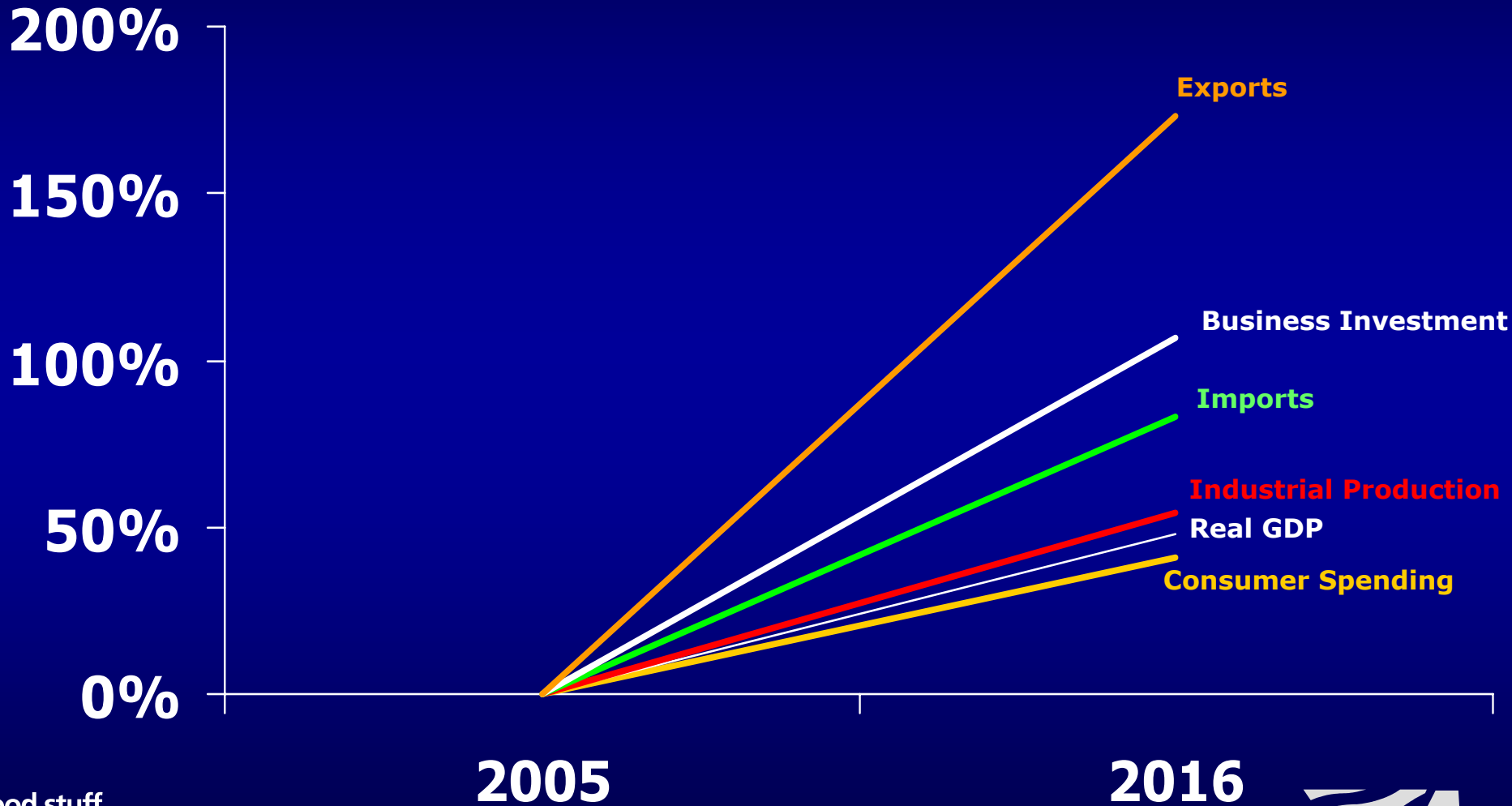


American Trucking Associations



# Growth in the Economy

Total Increase from 2005 to 2016



Good stuff.

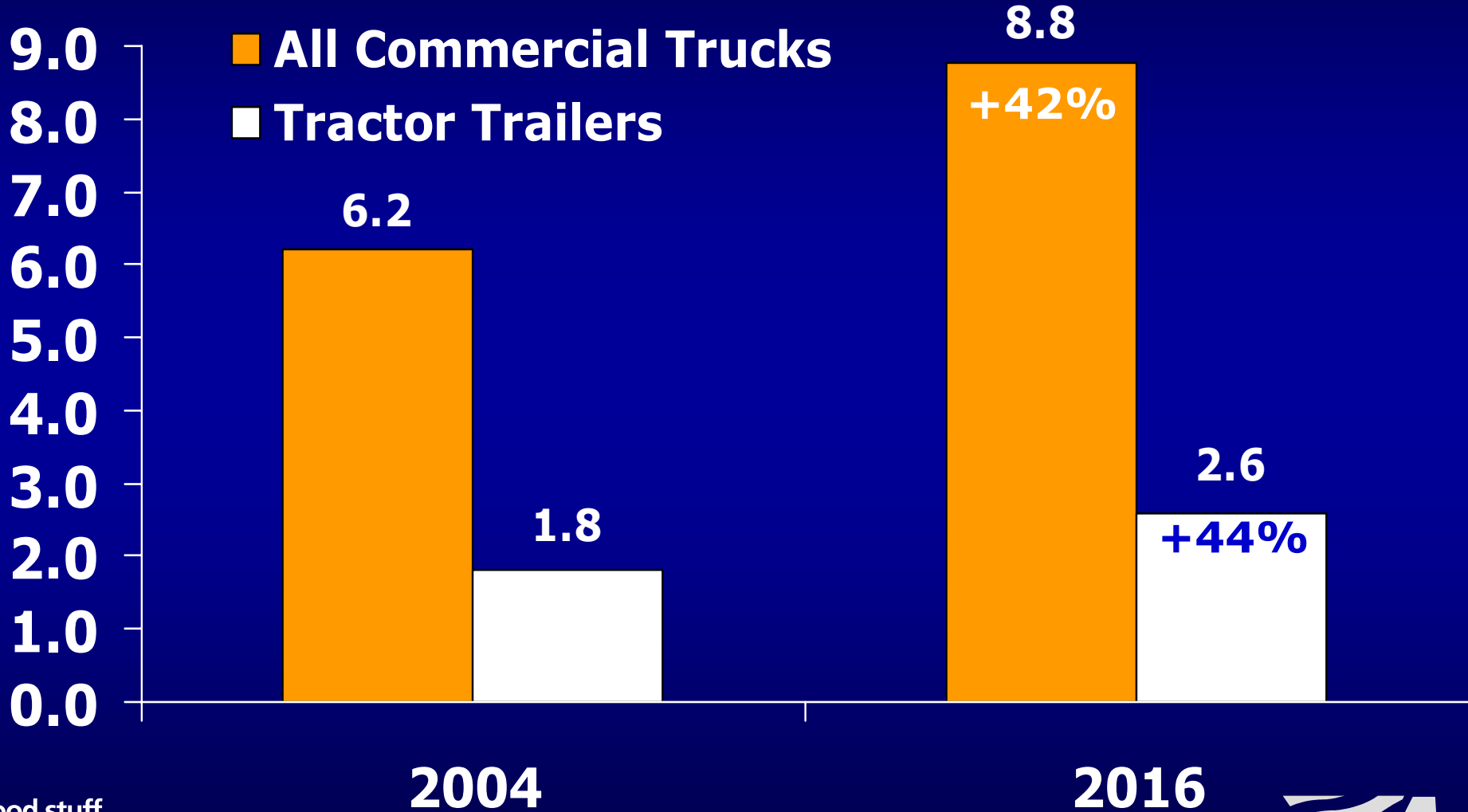


Sources: *U.S. Freight Transportation Forecast to...2016* & ATA  
American Trucking Associations



# Growth in the Commercial Truck Population

Total Increase from 2004 to 2016; Millions of Trucks



Good stuff.

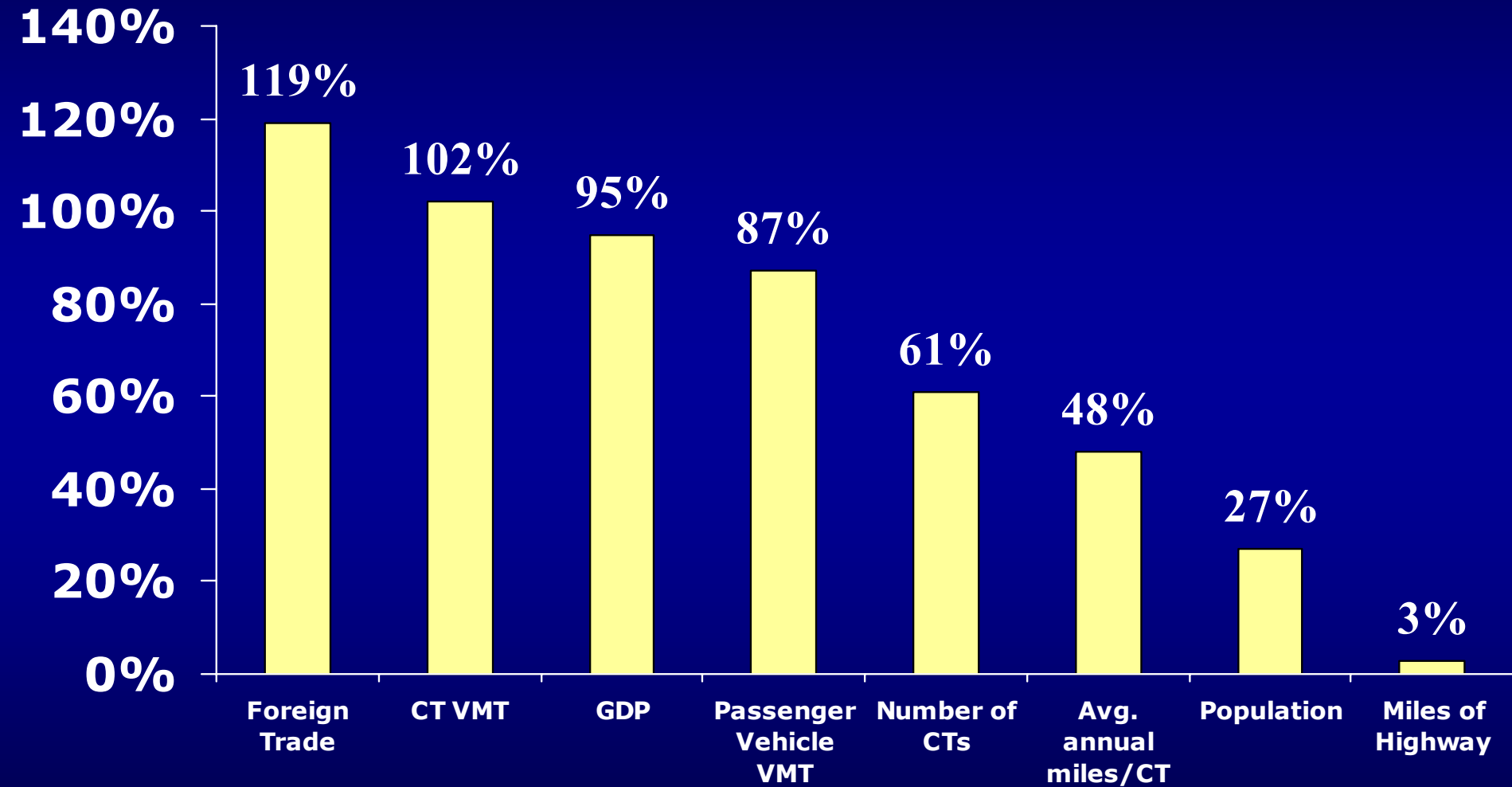


Sources: *U.S. Freight Transportation Forecast to...2016* & ATA

American Trucking Associations



# Percentage Change in Key Indicators: 1980 - 2002



Good stuff.



American Trucking Associations



# Days of Inventory

Manufacturing, Retail, & Wholesale



Good stuff.

Sources: U.S. Department of Commerce

American Trucking Associations



**FREIGHT**  
**"DOESN'T"**  
**VOTE**

Good stuff.



American Trucking Associations



**FREIGHT "DOES" VOTE**

**FREIGHT "CAN" VOTE**

**FREIGHT "SHOULD" VOTE**

**FREIGHT "COULD" VOTE**

**FREIGHT "WILL" VOTE**

Good stuff.



American Trucking Associations

